



Backing Board

Waterproof

Decorative

Spanpanel versus Tiling

On average 12m² of tiling can take up to 7 days to complete, The Spanpanel Wall lining System installation can take just 2 days saving considerable labour costs as well as becoming operational much sooner.


Tiling: Tiling usually takes between 6 & 7 days with a typical area of 12m²

Day 1



Fix fibre cement panels to framework

Day 2




Apply the first coating of waterproof membrane & leave for 12 hours

Day 3




Brush on the second coat and leave for a further 12 hours

Day 4



Begin applying the tile adhesive to the walls

Day 4/5



Place tiles evenly onto the adhesive and wait for them to dry


Day 6/7



Grout between tiles making sure to sponge off any excess

Spanpanel: Installing Spanpanel can take just 2 days with the same typical area of 12m²

Day 1



Fit Spanpanel straight onto timber framework using a specialist high grab panel adhesive, and seal off with recommended sealant and finishing profiles

Day 2



That's it, the job is done, once dry the room is ready for use. Hard to believe, but it really is that simple.

Disclaimer: The above examples are for demonstration purposes. times taken are estimations only, these times can and will vary depending on the scale and conditions of each individual application. You must ALWAYS follow the instructions supplied with your Spanpanel products.