



SPANEL™

Don't tile it. Spanel it.



Grout-free, waterproof wall panels





Elegant solutions for grout-free walls

Sophistication made simple

Set your imagination free and create beautiful waterproof & grout-free spaces with Spapanel, the luxurious and practical way to refurbish your bathroom. Quick and easy to install, Spapanel lets you achieve stunning looks that will last for years to come.

With Spapanel you can say hello to years of easy care and goodbye to cleaning grout and mould. Because Spapanel's beautiful walls come in a huge selection of exquisite colours and textures, a whole host of design possibilities open for you to reinvent your home in a style uniquely yours.

Calacatta Marble (Designer Range) feature wall

Front cover image - Bianca Luna (Designer Range)



Quick and easy installation



Easy cleaning - a quick wipe down and your done



Completely waterproof with no need to grout



Smooth and virtually seamless results with watertight Hydrolock joint



Limitless stylish design options



15 Year warranty

Classic Range

Décors with depth

Introducing our collection of enduring colours and finishes at affordable prices.

Crafted to complement the widest range of interiors, our timeless Classic Range is guaranteed to bring more than a little sophistication and elegance to your home.

Choose from Classic's fabulous colours, textures and finishes to achieve a sense of drama that perfectly matches your own design vision.

You can also combine feature walls from Heritage or Designer Ranges. Gloss and textured finishes include natural and precious stone, marble and earth effects.

Cappucino Stone (Classic Range) feature wall in the shower, combined with Henley Gloss (Heritage Range) on other walls.



Classic Range

Price group 1

Classic stone

Elegant traditional gloss finishes designed to create a wow factor in your home. Featuring natural and precious stone, these finishes transport the natural world into the heart of your home.




Classic earth

Matt textured marble and slate designs that look authentic.



Classic contemporary

Plain Gloss designs that give off clean lines and freshness.



Riven Marble (Classic Range) with Corten Elements (Designer Range) feature wall in shower.



Heritage Range

Effortless sophistication

Escape to a world of elegance and cool relaxed colours.

Whether you long for a charming period style bathroom or one that exudes calm and serenity, the subtle colour harmonies of the Heritage Collection will help you create it.

Sumptuous textures and hues such as Henley Gloss, Faversham Linewood or Alabaster Oak will enhance and transform any space, giving you a cool elegant bathroom that you'll admire for years to come.

Heritage comes with the added option of Hydrolock, Spanel's innovative watertight panel connection.

So now, whether you go for a complete colour block or a combination of the range's Wood, Matt, Linewood or Textile panels, you can also have the luxury of a virtually seamless finish to your design.

Faversham Matte (Heritage Range) on the upper left wall, Esher Matte (Heritage Range) on upper right wall with Henley Gloss (Heritage Range) below




Heritage Range

Price group 2


Smooth

Each of these modern neutrals blend perfectly with other colours from the Heritage palette




Premier earth

An exquisite selection of textured finishes, all rich in depth and colour that transmit warm tones.



Wood

Radiating warm tones, waterproof panels that look and feel just like wood.




Textile

With the look of woven fabric, you can introduce a sense of depth to your design



Premier contemporary

With spectacular light reflection, these striking panels enhance room dynamics, creating a bright, vibrant space



Linewood

Each of these modern neutrals blend perfectly with other colours from the Heritage palette.



White Snow & Stardust (Heritage Range)

Designer Range

Authentic looks from the natural world, selected by British interior designer, Linda Barker

Whatever look you have in mind for your bathroom makeover, Spapanel can help you achieve it.

Whether your bathroom is small or large; light or dark, my Spapanel Collection offers you a quick and cost-effective way of truly transforming it from a work-a-day functional space into one that is truly special.

Personally, I love dark moody themes and would lean towards one of the panels such as Graphite Elements, with its rugged industrial feel. But if the look you are going for is altogether lighter and brighter, Calacatta Marble or Soapstone Stellar are great choices.

Each of the collection's Elements, Stone and Wood designs work brilliantly on their own: combine them and you have even more possibilities for creating a look that is yours alone.

Marble, granite and wood panels look and feel like real slabs of stone, fossilised timber and patinated corten steel — so much so that you will want to reach out and touch them. I guarantee it!



Linda Barker



Dolce Macchiato (Designer Range) feature panel, with
Marfil Cream (Heritage Range)

Designer Range

Price Group 3

Linda’s quick tips:
Creating the perfect bathroom

- A bathroom should be a calming restorative place, so loud colour clashes may prove to be just a little bit too distracting. Subtle contrasts of shade and texture, on the other hand, can give you pleasing combinations that work well in creating focal points that draw attention.
- Sketch out a floor plan to factor in all requirements including storage - regardless of its dimensions, your bathroom should have a generous feeling of space.
- Give yourself time to plan your perfect space. A mood board in the room will give you the opportunity to mull things over and allow the design to grow on you. To get the perfect look, avoid snap decisions.
- Avoid being swayed too much by on-trend reports - these might be lovely but may not be the best solution for your space.



Linda collaborated with a team of designers to create her collection

Elements

Elements panels really pack a punch by conveying mood and atmosphere. Subtle hues and the incredibly solid appearance of these panels fit the bill perfectly for achieving that ultra modern industrial look.



Stone Elements 8831
Concrete Elements 8830
Corten Elements 8832
Graphite Elements 8833

Woods

With a slightly weathered look, our panels exude gentle warmth and texture that will transform your bathroom into a place of calm and tranquility.



Concrete Formwood 6362
Salvaged Planked Elm 9480

Stone

Emulate the swankiest hotel bathrooms by getting the look and feel of real stone and marble, but at a fraction of the cost



Calacatta Marble 3460
Bianca Luna 3421
Soapstone Stellar 3459
Dolce Macchiato 3478
Ferro Grafite 9483
Nero Grafite 9485
Jet Noir 3476



Graphite Elements (Designer Range)



Delano Oak and Kew Gloss (Heritage Range)



Soapstone Stellar (Designer Range)

Wall panel profiles

Effective, simple installation

Spanpanel waterproof panels are specially designed for easy installation and ongoing maintenance. The panels can be installed directly onto framework and almost any other surface using Spanpanel high grab adhesive.

Spanpanel wall panels are fitted together with aluminium profiles, and silicone sealed at all joints to ensure a watertight result. Full installation guidelines are available at www.spanpanel.com.au

W White

B Black

P Polished

S Satin

Flush corner

W

B

P

S

Internal corner

W

B

P

S

External corner

W

B

P

S

Last corner

W

B

P

S

Mid joint

W

B

P

S

End cap

W

B

P

S

Quadrant end cap

W

B

P

S

Base profile

S

Installation warranty & options using no profiles

The above Spanpanel profiles must be used for DIY installation and for all non-certified Spanpanel installers.

If you would like a more seamless installation without visible internal corners, then this must be installed by a Spanpanel approved and certified installer.

If you are interested in a seamless, hidden internal corner system or require an installer warranty, please visit www.spanpanel.com.au or email us at info@spanpanel.com.au

Install directly to framework

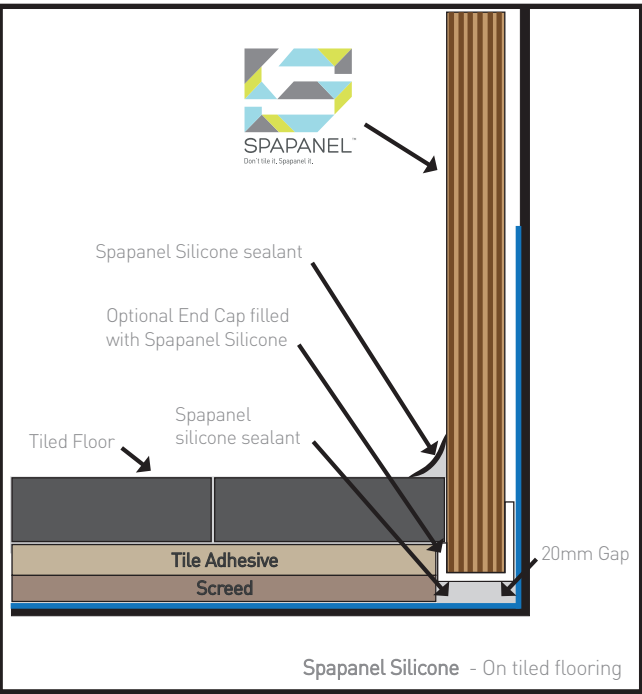
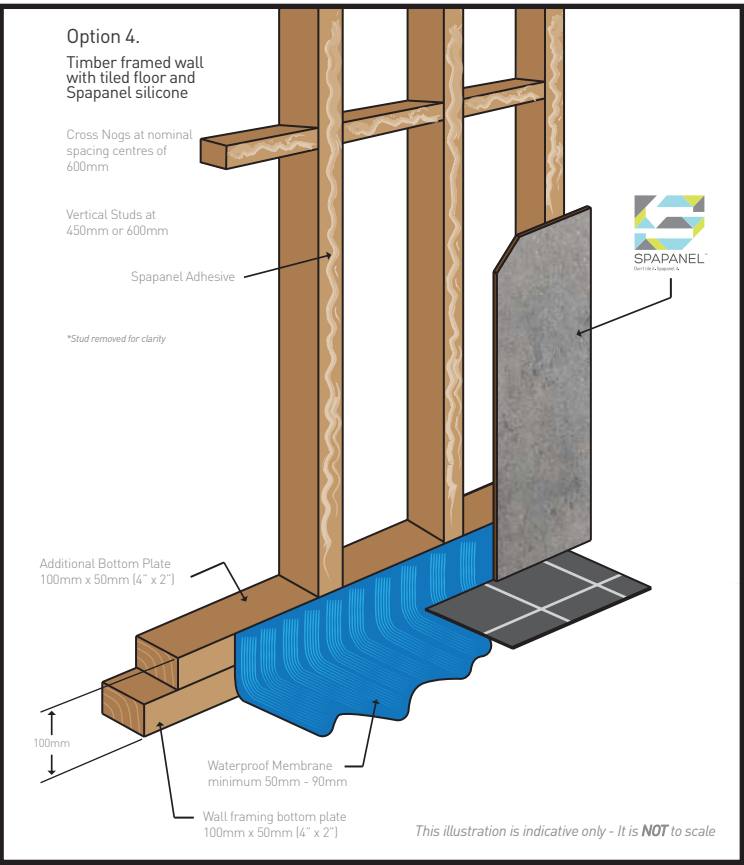
Eliminate backing boards & full height waterproof membranes

Spanpanel can be installed directly to wooden or metal framework, using Spanpanel high grab panel adhesive. A hidden secondary fixing through the Hydrolock joint is also possible.

Spanpanel can also be installed directly to almost any pre-existing surface, such as, but not restricted to, plasterboard, plywood, render, brick or tiles.

Waterproofing is required to the floor and only 90mm high up the base of the wall. A double base plate should be installed to accommodate this.

Spanpanel is a 3-in-1 panel system acting as the backing board, waterproofing and pre-finished surface.



Please note: This is a critical detail and it is important that the installer follows exactly the installation details.

Get this look...

Graphite Elements
(Designer range) as the
feature wall, alongside
Concrete Elements
(Designer Range)



A grout free, waterproof panelling system

Everyone wins by using Spapanel

Home owner

Spapanel is 100% grout free and waterproof. This means maintenance and cleaning are an absolute breeze. Spapanel will look clean, fresh and like new for years. Complete with a 15 year product warranty.

Typical bathroom installs take just days, so you can have your bathrom back quickly, which means less unwanted disruption to your daily life.

Interior designer

Spapanel has a selection of 45 different tones, textures and finishes.

The advances in laminate design now allow for much bigger realistic large-scale images to be created on each panel, which gives a more organic and authentic look and feel. We have incorporated a new true scale design technology within the new designer range.

Hoteliers

Spapanel increases your reviews. Reduce cleaning and maintenance costs. Less down-time for refurb, getting paying guests back into rooms quickly due to install speeds.

Builder/installer

Increase your revenue and profits. Spapanel is four times faster to install compared to traditional tiling methods.

Allowing you to install four times as many Spapanel jobs in the same time as a typical tiling job would take.

This reduces the risk of late completion deadlines and remedial work.

Architect/specifier

Manufactured in the UK using British engineering,

Spapanel has been independently appraised by BRANZ of New Zealand, who confirm that Spapanel will meet BCA requirements as a waterproofing alternative solution to AS 3740, when installed correctly

A seamless and waterproof panel joining system

Hydrolock

Innovative connection for a virtually seamless look.

The Multipanel Hydrolock connection makes it possible to join two panels together without a mid-joint. Precisely engineered, Hydrolock edge details create a discreet and watertight join for complete peace of mind. Recently improved to make installation even easier.



Fit 'grooved' edge first and the 'tongued' edge of the next panel angled in



Push 'tongued' edge back until it snaps into place

- Hydrolock panels are supplied with tongued and grooved edges for easy click-into-place installation
- Accuracy of pattern alignment between panels may vary depending on the scale of the pattern
- When manufacturing Hydrolock joints, 20mm is lost from the original panel width, e.g.
2400 x 598mm = 2400 x 578mm finished face size
2400 x 2400mm = 2400 x 1180mm finished face size



Quick and easy installation



Completely waterproof with no need to grout



Easy cleaning - a quick wipe down and your done



Limitless stylish design options



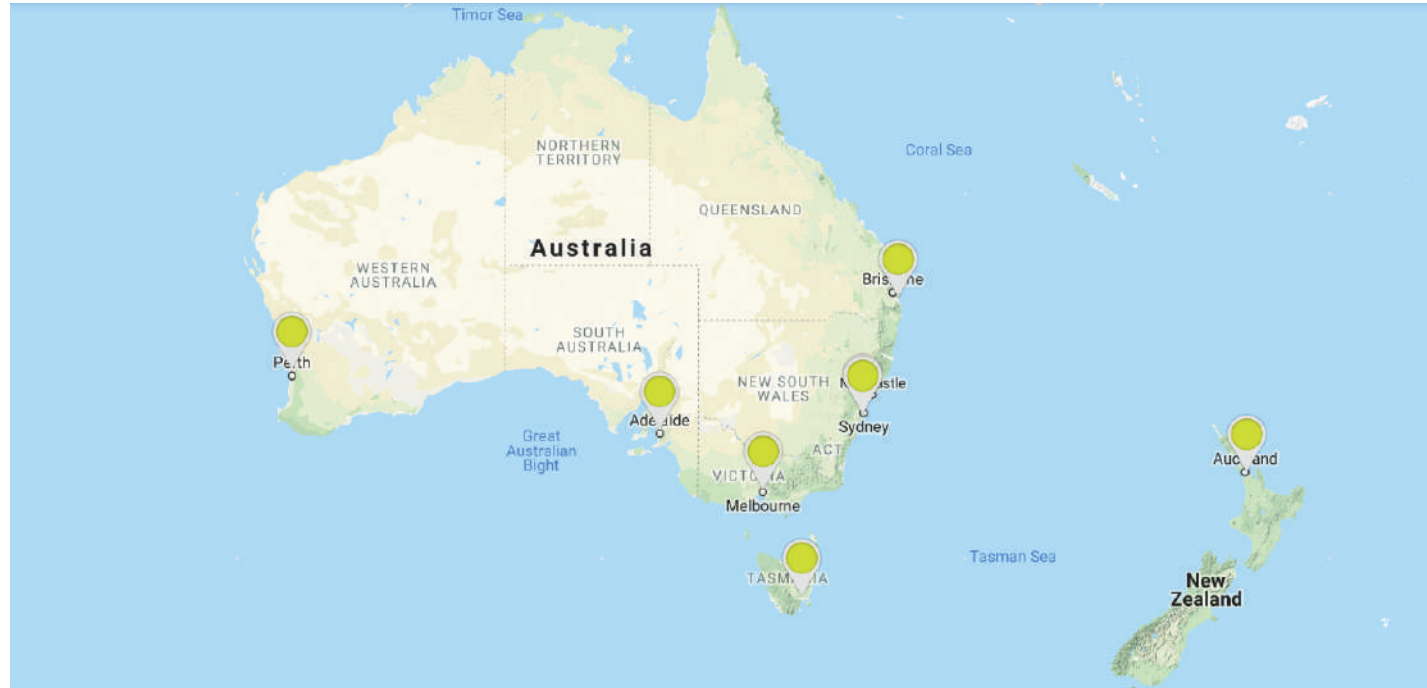
Suitable for retrofit on existing tiles



15 Year warranty



Spapanel Distribution



Find your local distributor or showroom

To find your local distributor or showroom centre visit www.spapanel.com.au

More inspiration available online

With so many colours, textures and styles to choose from, you are going to have to make some tough choices. We can help you further at spapanel.com.au where you can;

- See case studies
- Find showroom locations
- View lifestyle galleries
- Download installation instructions

Follow Spapanel on Facebook, Twitter, Instagram, Pinterest and Houzz where you can see a number of examples of Spapanel being used in bathrooms, laundries and kitchens. You can also send us some photos of your own projects, we would love to see them.



Nero Grafite (Designer Range)



Contact Us.

info@spapanel.com.au

www.spapanel.com.au



www.facebook.com/spapanel



www.twitter.com/spapanel_it



www.pinterest.com/spapanel



www.instagram.com/spapanel



www.houzz.com.au/pro/spapanel/spapanel



Distributor Details