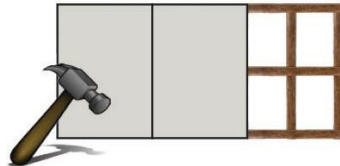


How Spapanel saves your days, dollars, and grief... and makes clients very, very happy.

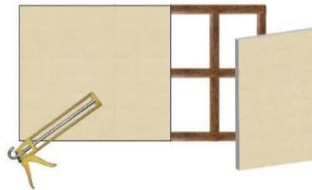
Tiles

Spapanel

Day 1

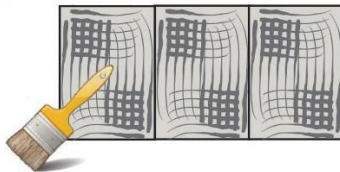


Fix fibre cement panels to framework




Fit Spapanel straight onto framework using specialist high-grab panel adhesive, and seal off with recommended sealant and finishing profiles

Day 2




Apply first coating of waterproof membrane & leave for 12 hours



That's it, the job is done, once dry the room is ready for use. Hard to believe, but it really is that simple.

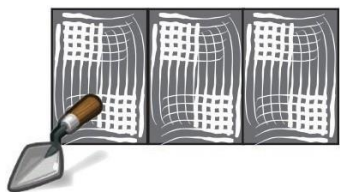
Day 3



Brush on the second coat and leave for a further 12 hours

Nothing more to do ... except move on to the next job... play a round of golf or spend some time with your family..

Day 4

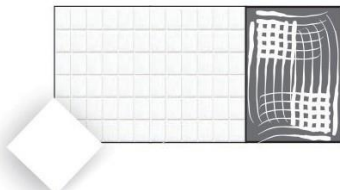


Begin applying tile adhesive to the walls

Homeowners get their bathroom back sooner.

Hoteliers start making money from rooms days earlier.


Day 4/5




Place tiles evenly onto the adhesive and wait for them to dry

Turn over for more benefits of using

Day 6/7



Grout between tiles making sure to sponge off any excess



Spapanel Australia
Don't Tile It, Spapanel It

What do you get?

Feature	Tiles	Polypanel	Spanpanel
Finished Surface	3	3	3
Quick install	7	3	3
Grout Free	7	3	3
No Need to Sheet Walls	7	7	3
No Need to Waterproof Walls	7	7	3
15 Year Product Warranty	7	7	3
Custom Finishes	7	7	3
easy to Clean Surface	7	3	3

What does it cost you?

Pricing Estimate per M2	Tiling	Spanpanel
Plaster and labour	\$22.00	
Waterproofing	\$73.00	
Tiles	\$40.00	
Tiler and Materials (glue, grout, silicone)	\$86.00	
<i>NOTE: NO Trims or Mosaics included in Tiling costs</i>		
Materials and install		\$166.66
Glue and Silicone		\$10.41
Trims		\$8.68
labour		\$30.55
TOTAL	\$221.00	\$216.30

What it saves you?

	Plaster, Prep and Tiling M2	Spanpanel M2
Downtime for client	8 days average	2 days average
Cleaning/maintenance	Hard to get suitably clean. Grout replacement every 4 to 5 years.	No Chemicals, Saves 5 to 10 minutes per room. No grout to replace.



Spanpanel Australia
Don't Tile It, Spanpanel It